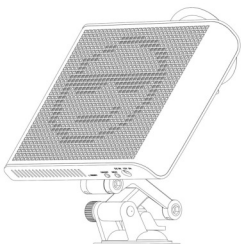


mojipic

Wireless Emoji Display



mojipic.co

Terms of Use, Warranty and User Manual

JOIN MOJIPIC COMMUNITY

- <https://mojipic.co>
- <https://www.facebook.com/mojipic>
- https://www.instagram.com/mojipic_official
- <https://www.youtube.com/c/mojipic>
- <https://twitter.com/MojipicC>

Read and download manuals in other languages on mojipic.co/downloads

TABLE OF CONTENTS

Terms of Use and Warranty.....1	Pairing the Device with your smartphone.....15
User Manual.....10	Device mounting.....16
Used symbols.....10	Device on/off.....18
Safety rules.....10	Connection of car power cable to the device and battery charging.....19
Intended use.....12	Device reset.....19
Package contents.....12	Troubleshooting.....20
Technical data.....12	Device operation.....21
Getting started.....14	Disposal.....22
Mobile application.....14	Customer service.....22

TERMS OF USE AND WARRANTY

These Terms of Use ("Terms") govern your rights and obligations regarding the use of our Mojipic applications and hardware products ("Products"). These Terms constitute a fully binding agreement between Mojipic UAB, including its affiliates and subsidiaries, ("Mojipic" or "We") the proprietor of all rights in and to the Mojipic Device ("the Device"), and you. It is therefore recommended that you carefully read these Terms.

By using Mojipic Products, you acknowledge your assent to these Terms, as well as our User Manual and Privacy Policy, all of which are an integral part of these Terms. If you do not agree to these Terms or any of its parts, then do not use our Products.

Do Not Use Our Products While Driving

Always obey traffic rules and keep your eyes on the road. Remember, you are responsible for the safety of your vehicle, yourself and your passengers. Taking your eyes off the road may cause traffic accident, property damage, serious injuries and even death. Do not use Mojipic Products while driving. While voice commands option is available, do not use the Products even when you keep your eyes on the road and use voice commands only, because it may still distract you from driving. Set what you would like to display on the Device prior to starting driving.

Obey Local Laws and Regulations

You have to obey local traffic rules and all other laws and regulations when it comes to using cell phones and gadgets in your car or otherwise. In some countries, it may not be allowed to mount any after-market devices anywhere on your car, or it may otherwise be unlawful to use our Products. It is your responsibility to fully familiarize yourself with all applicable laws and regulations and obey them at all times. We are not liable to you or any third parties for any fines, fees, damages or any other loss because of your use of our Products.

Restrictions on the Use of our Products

You may not:

- (i) make any copies of the Products (in respect to the Apps – other than the copy you download on your device,
- (ii) decompile, disassemble, reverse engineer, or otherwise attempt to derive the source code, underlying ideas, or algorithms of the Products, or in any way ascertain, decipher, or obtain the communications protocols for accessing our networks,

(iv) remove or alter any trademark, logo, copyright or other proprietary notices, legends, symbols or labels in the Products;
 (v) block, disable, or otherwise affect any advertising, advertisement banner window, tabs, links to other sites and services, or other features that constitute an integral part of the Products;
 (vi) use the Products in any manner that could damage, overburden or impair driving or overall well-being of third parties;
 (vii) use the Products in any way that violates these Terms or any applicable law; or
 (viii) use the Products in any way that violates the rights of any third party.

Intellectual Property

All intellectual property rights in and to the Products, including copyrights, trademarks, industrial designs, patents and trade secrets – are the exclusive property of IP Brothers Ltd. or its affiliates. Mojipic and Mojipic Logo are the trademarks of IP Brothers Ltd. or its affiliates. The use of these trademarks is prohibited without explicit permission of IP Brothers. The BLUETOOTH® word mark and logos are registered trademarks owned by Bluetooth SIG, Inc. The design, trade dress, and the 'look and feel' of the Products are protected works under applicable copyright laws and IP Brothers Ltd. and its affiliates retain all intellectual property rights in them.

Warning about photosensitivity / epilepsy seizures

If you use our Products for the purposes of playing games provided by the Apps, a very small percentage of individuals may experience epileptic seizures or blackouts when exposed to certain light patterns or flashing lights. Exposure to certain patterns or backgrounds on a screen of the Device may trigger epileptic seizures or blackouts in these individuals. These conditions may trigger previously undetected epileptic symptoms or seizures in persons who have no history of prior seizures or epilepsy. If you, or anyone in your family has an epileptic condition or has had seizures of any kind, consult your physician before playing.

warrant that the Products will operate in an uninterrupted or error-free manner, or that they will always be available or free from all harmful components, or that they are safe, secured from unauthorized access to our computers, immune from damages, free of malfunctions, bugs or failures, including, but not limited to hardware failures, software failures and software communication failures.

Mojipic, including its affiliated entities as well as officers, directors, shareholders, employees, subcontractors and agents will not be liable for any direct, indirect, incidental or consequential damage to any person or property, or any other damage and loss (including, without limitation, loss of profit and loss of data, damage to your mobile device, loss of goodwill, work stoppage, or mobile device failure or malfunction), costs, expenses and payments, either in tort, contractual, or in any other form of liability, arising from, or in connection with the use of, or the inability to use the apps, or from any failure, error, or breakdown in the function of the apps, or from any fault, or error made by our staff or anyone acting on our behalf, or from your reliance on the content of the apps, or from any denial or cancellation of your user account, or from retention, deletion, disclosure and any other use or loss of your content on the apps. In any event, your sole remedy will be limited to correcting such errors, or malfunctions, and in light of the relevant circumstances.

By purchasing Mojipic Products and/or by clicking "Accept" on your mobile device prior to using the Apps, you expressly assume risk of any personal injury or other damage occurred as a result of your use or during the use of the Products. Mojipic expressly disclaims any liability or responsibility for any content you choose to display on your Device. We do not endorse any content displayed by our customers. It is expressly prohibited to display offensive, unlawful, insensitive, or rude content on your Device.

If the ads include links to services, goods or applications not operated or managed by Mojipic, We will not be liable for any form of liability arising from your reliance on or use of such services, goods and applications or any information provided by them, including but not limited to their completeness, accuracy, correctness or being up-to-date. Mojipic will not be liable for any direct or indirect damage, monetary or otherwise, arising from your use of or your reliance on the content of goods or services you have accessed via ads or other links on the Products.

You must not attempt to view or click on any ads while operating a vehicle. You alone are responsible for driving responsibly, and you acknowledge and agree that in the event that you violate the foregoing provision, Mojipic will not be liable for any direct, indirect, incidental or consequential damage, or any other damage, and loss (including loss of profit and loss of data), costs, expenses and payments, either in tort, contractual, or in any other form of liability, arising from, or in connection with the display of the ads on the apps or your viewing of the ads while using the apps.

Breach and indemnity

Without derogating from any applicable law, you agree to indemnify and hold harmless Mojipic and its employees, officers, directors and agents, from and against all claims, damages, expenses, losses and liabilities that arise as a result of your violation of these Terms.

This indemnity is intended to cover all expenses, payments, loss, loss of profits or any other damage, direct or indirect, monetary or non-monetary, incurred by Mojipic, its employees, officers, directors or agents as a result of your violation of the Terms, including but not limited to legal expenses and attorneys' fees.

will bring about the permanent barring of the cause of action, and will constitute your complete and final waiving of the lawsuit and corresponding causes of action.

Injunctive relief

You agree that your breach or threatened breach of these Terms may cause Us irreparable injury for which recovery of money damages would be inadequate and that We, therefore, may obtain timely injunctive relief to protect our rights under these Terms, in addition to any and all other remedies available to us at law or in equity.

Miscellaneous

In order to use the Products, you must avail yourself with the wireless mobile device and obtain internet connection. We do not guarantee that the Products will work with all wireless devices or wireless service plans, at all times, or in all geographic locations.

When you use the Products, you may incur certain charges from your wireless carrier according to the terms of your carrier agreement. You are solely responsible for any costs you incur to access or use the Products through your mobile device.

You agree that you are not entitled to any support, telephone assistance, corrections, updates, upgrades, bug fixes and/or enhancements of the Products from us.

Complete terms

These Terms, together with the User Manual and the Privacy Policy, that are an integral part of these Terms, shall all constitute the entire and complete agreement between you and Mojipic concerning Mojipic Products. In the event of an inconsistency between these Terms and any other content on our website, these Terms shall prevail.

Contact us

You may contact us any time with any questions or concerns related to the Products or these Terms by following the link [Mojipic.co/help](https://mojipic.co/help). We will make our best efforts to

IMMEDIATELY DISCONTINUE use and consult your physician before resuming your use of the Products, if you or your child experience any of the following health problems or symptoms: dizziness, altered vision, eye or muscle twitches, loss of awareness, disorientation, seizures or any involuntary movement or convulsion. Resume the use of the Products only upon approval of your doctor.

Use by children

Mojipic Products are meant for adult customers only, over 16 years of age. If you are not yet 16 years old, do not use the Products.

Limitations of liability and warranty

We provide the Products and their content on an "As is" and "As available" basis. They cannot be customized to fulfill the needs of each and every user. We hereby disclaim all warranties and representations, either express or implied, including, without limitation, any warranties of merchantability, and fitness for a particular purpose, features, quality, non-infringement, title, compatibility, performance, security or accuracy. No oral or written information or advice given by us shall create a warranty.

We do not warrant that the Products will meet your requirements or that they will be error-free. The entire risk as to satisfactory quality, performance, accuracy, effort and cost of the Products, if any, is with you.

You agree and acknowledge that you assume full, exclusive and sole responsibility for the use of and reliance on the Products, and you further agree and acknowledge that your use of or reliance on the Products is made entirely at your own risk. You further acknowledge that it is your responsibility to comply with all applicable laws (including traffic laws and regulations) while using the Products.

We strive to provide you with a high quality and satisfactory service. However, We do not

Limited one-year warranty policy

Without derogating from the previous section, Mojipic Products are warranted to be free from defects in materials or workmanship for one year from the date of purchase. Within this period, we will, at our sole option, repair or replace any components that fall in normal use. Such repairs or replacement will be made at no charge to the customer for parts or labor, provided that the customer shall be responsible for any shipping costs. This limited warranty does not apply to: (i) cosmetic damage, such as scratches, nicks and dents; (ii) consumable parts, such as batteries; (iii) product damage has occurred due to a defect in materials or workmanship; (iii) damage caused by accident, abuse, misuse, water, flood, fire, or other acts of nature or external causes; (iv) damage caused by service performed by anyone who is not an authorized service provider of Mojipic; or (v) damage to a product that has been modified or altered without the written permission of Mojipic.

THE WARRANTIES AND REMEDIES CONTAINED HEREIN ARE EXCLUSIVE AND IN LIEU OF ALL OTHER WARRANTIES EXPRESS, IMPLIED, OR STATUTORY, INCLUDING ANY LIABILITY ARISING UNDER ANY WARRANTY OF MERCHANTABILITY OR FITNESS FOR A PARTICULAR PURPOSE, STATUTORY OR OTHERWISE. THIS WARRANTY GIVES YOU SPECIFIC LEGAL RIGHTS, WHICH MAY VARY FROM STATE TO STATE.

Links and commercial information

The Products may include commercial information or advertisements. They may pop up or be displayed during the use of the Products from time to time. Mojipic may post its own ads but more often than not, those are third parties' ads, and as such, Mojipic cannot and does not guarantee the reliability or accuracy of those ads. Nor does Mojipic endorse the content of third party ads. Additionally and without derogating from the previous sentence, Mojipic will not be liable in any way for any damages whatsoever arising out of or related to your reliance on, or in connection with, the use of the content of ads posted on the Products.

Privacy

Mojipic respects your privacy while you are using our Apps. Our privacy policy pertaining to the Apps is readily accessible at [Mojipic.co/privacy](https://mojipic.co/privacy) and is an integral part of these Terms. You agree that we may receive from your mobile device and store information about your location and route, as well as your name, email address and information about your mobile device and services. We may use this information to develop improvements to the Apps or offer additional services to you or other users. But we will never publicly display your information without your prior consent or approval. Since the privacy policy is subject to periodic updates, it is recommended that you periodically review the policy for updates.

Governing law and jurisdiction

By agreeing to these Terms, you are:

- (1) agreeing that the laws of Lithuania will govern any potential disputes between us;
- (2) waiving claims that you might otherwise have against Us based on the laws of other jurisdictions, including your own;
- (3) irrevocably consenting to the exclusive jurisdiction of, and venue in courts located in Vilnius, Lithuania over any disputes or claims you may have against us, and
- (4) submitting yourself to the personal jurisdiction of courts located in Vilnius, Lithuania for the purpose of resolving any such disputes or claims.

In addition, you expressly, irrevocably and unconditionally waive trial by jury and any right to proceed as lead plaintiff, class representative, or other representative capacity for any class action proceedings arising out of or relating to these Terms or Mojipic Products in any way.

Limitation on ability to initiate legal proceedings

Should you desire to file any cause of action against Mojipic, arising out of or related to the Products, you must do so within one (1) year of the day you became aware or should have become aware of the cause of action. Failure to file a lawsuit within this timeframe

address your inquiry promptly.

Modifications of these terms

Mojipic may modify these Terms from time to time without any prior notice to you. Please check these terms from time to time. If fundamental changes are introduced, a notice will be posted on our website, [Mojipic.co](https://mojipic.co). Your continued use of the Products after the Terms have been modified signifies your assent to the updated Terms. If you dissent to the updated Terms or to any term within them, you must discontinue all further use of the Products.

USER MANUAL

Used symbols

- Non-observance of these requirements may cause major injury and / or serious damage to the Device.
- Non-observance of these requirements may cause serious injury or death.
- Recommendations, which may make the Device operation more comfortable, improve or simplify it as well as extend the service life of the Device.
- Information which is worth noticing.

Safety rules

1. Please read this User Manual carefully in its entirety prior to using our Mojipic Device (the "Device") and / or our Mojipic App (the "App").
2. Consult your local, state and federal laws regarding the legality of mounting of an

external device on the windows or windshield of your car and using such a device in your vehicle. We are not liable in any way if using the Device or mounting it on your car window is unlawful. You are solely responsible for verifying the laws and regulations and abiding by them.

3.If your local, state and / or federal laws and regulations permit mounting the Device on your car windows, we recommend affixing it to the lower right or left corner of the rear windshield of your car. Make sure the Device does not block your view of the road and does not obstruct your vision in any way.

4.Do not use the Device and / or the App while driving because it may distract you from paying attention to the road ahead. Choose what to display prior to starting your drive. Do not handle your smart phone while driving. Keep your eyes on the road at all times.

5.When the Device is turned on and in use at night, adjust the brightness of the display to the minimum not to blind and distract other drivers on the road or simply turn off the Device.

6.Do not leave the Device in your car, even if it's turned off, under the direct sun light because it can lead to overheating of the battery and its explosion, which in turn may cause severe personal injuries to the driver and / or passengers of the car or other people nearby, including death.

7.When in use, the Device must remain inside your vehicle, home or any other place of use at all times. Protect it from water, humidity and other elements. Do not store the Device in environments that are too hot, too cold or too humid to protect the battery.

8.Mojjpic Device is the high-end technological device completed with rechargeable accumulators. Avoid direct sunlight while using the Device. Avoid Device overheating. Turn on air-conditioning in your vehicle in hot weather to cool off your Device. If needed, open vehicle windows for more effective cooling of interior space.

9.Keep the temperature inside your vehicle below 30C / 86F – it will help maintain normal and safe operation of the Device.

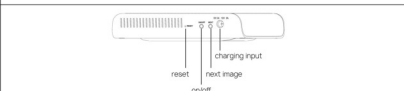
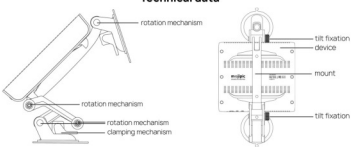
Intended use

The device is intended to be used in a vehicle, at home, in a café or other similar locations. The device is meant for solely social, information and entertaining purposes and is not intended to be used for negative and offensive purposes.

Package contains

- Mojjpic Device
- Mount
- Lighter Plug (length-5 meters)
- User Manual and Terms of Use

Technical data



Display
Colors: RGB
Resolution: 32x32 px
Brightness: 6000cd outdoor LEDs.
Maximum Brightness depends on firmware and hardware versions in Your device.
Max. brightness with full white color can be from 2600Cd to 5800Cd.
(depend on hardware and firmware versions)
Working brightness can be from 0 to 5800Cd

Battery
Li-ion rechargeable battery pack.
Capacity 7500mAh

Dimensions
Body: 140x153x27mm / 5.5 x 6 x 1 in
Mount: 258x54mm / 10.1 x 2.1 in

Wireless Control
BLE 4.0 (Bluetooth Low Energy)

Power
Car Cigarette Plug.
Onboard car power 12V
Maximum power consumption 3A

Materials
Case: ABS + PC
Mount: POM, 2 layers silicone suction cups

Buttons Control
Next image
Power On / Power Off / Check Battery
Reset

Temperature
Operating Range -25+60C / 13-140F

Compatibility
iOS version 10.0 and higher
Android version 6.0 and higher

Getting started

CAUTION!
Before the first use of the Device, make sure that the Device and the mount are free from dents, fractures, cracks and other visual damages

Switching the device on

Press On/Off Button and hold it for 2 seconds, as shown in figure.



Mobile Application

Application installation
Download Mojjpic Mobile App by scanning the QR code at the box backside or follow the link mojjpic.co/getapp. Find the App in the App Store for iOS devices or in the Play Market for Android OS smartphones.



Once you download the App, please carefully read and accept the Terms of Use of Mojjpic Products. If you do not accept the Terms - do not use the Device and the App.

Pairing the Device with your smartphone

Mojjpic App allows using several devices simultaneously, change its settings, as well as to display different images, emojis, Gif, text, and edit and save them.

If this is your first MojjpicDevice which you connect to your smartphone, read and accept Terms of Use you are prompted to in the Mojjpic App.
1. Switch on the Device and place it near your smartphone.
2. Enable Bluetooth function on your mobile device and choose Mojjpic for pairing.
3. When pairing an additional device with your smartphone, choose new device in the device list of the Mobile App and click New Search.
4. Following the instruction in the Mobile App set: brightness, content display time, voice control and commands, auto turn off. Synchronize the Device with the Mobile App if the content from the main App catalogue has been already uploaded on it.

As the Device owner, You shall be fully responsible for the images, text and Gifs you display on your Device!
Brightness of your Device must not cause difficulties to a driver behind you, especially at night time, therefore use minimum brightness level, or do not use the Device at night.

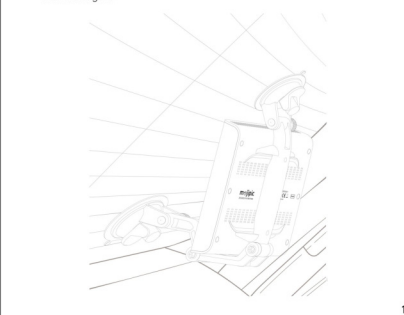
Device mounting

Place the Device at the left or right corner of rear windshield to achieve better road visibility.

You are fully responsible for the place you choose to mount the Device.

If the Device impedes or obscures the view of the road, relocate it to another spot in your car or do not use Mojjpic while driving as it may lead to an accident and cause injuries and even death!

Should any of the suction cups or both come off the car window as a result of their incorrect initial fixation or improper operation, or by any other reason, you must degrease the glass, and wash the suction cup surface with water and dry it off, then fix it again.



Device mounting on rear or side window

Adhesive mount is designed for along-term mounting, and it's difficult to remove it. Choose mounting place carefully before you attach your Device. While attaching the Device to the window, choose such a place on rear or side window so that the device does not impede, divert the driver and obscure the road and driver's vision!

Before mounting the adhesive holder to the windshield, make sure that ambient temperature is within the range from 21°C to 38°C (70°F to 100°F).

1. Clean the windshield by wiping it with lint free cloth steeped in water or spirit. Rear or side window must be clean, free from dust, wax, grease or other coatings.
2. The Device can be attached to the window along with its mount or separately, i.e. first you attach the mount, and then fix the device in rail type mounting.
3. Remove protective film from the holder's adhesive base.

Silicone suction cup shave a special adhesive layer. If it is necessary to detach them and re-attach later, detach them from the mount, wash them with running water and dry off. In case of a repeated use, temperature fluctuations and environmental exposure, silicone suction cups may lose their adhesive properties.

Place the mount by choosing the optimal up/down position of the lower end specific to

Adhesive base is very sticky. Prevent contact of the adhesive base with the windshield, until you choose the final position of the mount.

Press the mount end slightly one-by-one to the rear or side window and hold pressure for 30 seconds. Then turn the pressure arm of the suction cup into parallel position to the suction cup. It will ensure tight contact of adhesive base with glass.

After correct fixation of the sticky tapes, you can set the angle fit to your window using mounting mechanisms.

Device On/Off

Device manual switching-on

Before using the Device with battery power, fully charge the battery.
NOTE
If the Device is powered from a source, connected to the ignition switch, in particular from a car plug-in 12V, when you start the car, the Device won't switch on automatically, but will charge automatically.

1. Find On/Off button on the Device case. Press and hold it for 2 seconds.
2. The welcome image will appear, then you'll see the status of built-in rechargeable battery.
3. Then "E" image will appear which means the Device flash memory is empty or one of the uploaded images will appear.
4. The Device is on and ready for use.

Device manual switching-off

NOTE!
If the Device is powered from a source connected with the ignition switch, when the car is off, the Device may stop charging, depending on your vehicle's electrical system.

1. Press and hold On/Off button for 2 seconds.



2. You'll see the status of the built-in rechargeable battery. Then good-bye image will appear.
3. The display is off. The Device is off.

On/Off switching using the App.

Also you can use Mojjpic mobile App to switch On/Off Device

Device On/Off switching using voice commands

1. To enable Device voice control, first switch the Device on manually.
2. Then using the Mobile App you can switch the device on and off using voice commands.

The Device should be manually switched on to enable voice commands and On/Off voice switching

Connection of car power cable to the device and battery charging

Charging cable is supplied as part of device package. Connect 5.5 jackplug to the connector at the bottom of the Device body, the other end insert in car plug-in 12V. You can also use power cable 220V and 5.5 jack plug to charge the device at home, that is compatible with USB (voltage 5-5.2 V, current intensity - 2-3A) specification. Connect the cable to USB-connector – the battery will start charging automatically. Charging indication will be displayed on the main Mojjpic screen. Short press on the On/Off button (1 on figure above) will show current charge status. It takes 5-6 hours until the battery is fully charged.



Device reset

Take a paper clip or a similar item and insert it in the hole, slightly push until you hear a click.

Mechanical reset

Use charging cable to charge the battery, and unplug the cable if the battery is fully charged.

The device is equipped with Li-ion battery, which can inflame or explode if handled incorrectly!

Use only the prepacked battery charger or approved chargers with equal specifications. Do not dip the battery into water.

Do not disassemble the battery and do not attempt to modify its structure.

Do not overheat the battery – do not leave it close to heater or in direct sunlight.

Do not leave the battery in an enclosed space where the temperature can reach over 80 degrees Celsius and 176 degrees F.

Do not cover body case holes, intended for battery ventilation and cooling.

Do not close battery volt-free contacts!

Try keeping the battery out of impact load and high mechanical exposure which can cause damage to the body case.

It is recommended to use the battery in cooled premises at a temperature not higher 28 degrees Celsius or 82.4 degrees Fahrenheit!!!!

Following these recommendations will ensure trouble-free operation:

• Do not leave the Mojjpic Device face down to prevent damaging the LED panel. Make sure that the LED panel does not touch any surface.

• Make sure that a car or premises, where the Mojjpic device is used, are free from dust and dirt, as well as water and moisture, since all these elements affect the service life of the Device.

• If dust, dirt or water drops are detected, wipe the device with a soft lint free cloth. If there are dust and dirt particles in between the LED cells, clean them with an air stream. Do not fasten foreign objects to the LED panel.



Device memory cleaning
To fully clean the memory of the Device from all downloaded content, go to the Setting tab within the App and click on "Clear Device" link.

TROUBLESHOOTING

Mojjpic Device FAILED TO SWITCH ON
Make sure that the Mojjpic Devices charged. To charge the device use prepacked 5.5 Jack cable. You can also use mains charger at home or car charger compatible with car plug-in 12 V (home adapter is not included in standard package) or any other device marked with 5V 1-3A.

Mojjpic Device DOES NOT RESPOND TO BUTTONS PRESSING
Take a paper clip, insert it in the Reset hole and push one time.

Blinking or improper image display on the Device
Take a paper clip, insert it in the Reset hole and push one time.

The image is not uploaded from the App
Switch the Device off.

Switch the Device back on, reset the Device

clean the Device using the Mobile App

App Not Loading
Restart the App and the Device.

The Device is DAMAGED

Contact customer service at mojjpic.co/help and find out information about sending the device for repair.

Read answers to other frequently asked questions and visit the page mojjpic.co/help.

Use charging cable if the battery is depleted and unplug the cable if the battery is fully charged.

• Do not leave the Mojjpic Device in an enclosed space where the temperature can reach over 80 degrees Celsius and 170 degrees F, or can go below 0 degrees Celsius and 32 degrees F, since it can affect the Device service life and your safety, because of Li-ion battery used inside in the Device.

At a high or extremely low outside temperature, remove the device from the mount, place it in the protective case and take it from the car or premises!

BATTERY DISPOSAL

Most rechargeable Li-ion batteries are considered non-hazardous waste and can be disposed as a regular domestic waste. Mandatory battery recycling laws are adopted in many countries. Explore local laws to be sure that rechargeable batteries may be disposed with domestic waste. For safe disposal of Li-ion batteries prevent their contact with other metals, by covering them with a tape. This will prevent fire risk while handling the disposal. Correct battery disposal will help avoid a potential impact on the environment, as well as contribute to components recycled use after recycling. Ask your local authorities for disposal information.

Device Disposal:

If the Device has reached the end of its service life, it should be disposed in accordance with regulations, rules and methods which are applied at the place of the disposal.

Do not discard the device together with your regular domestic waste.

At the end of the Device service life, take it to the disposal or recycling centre, if provided by rules and regulations of your region. It will help avoid a potential impact on the environment, as well as contribute to components repeated use after recycling. Ask your local authorities for disposal information.

CUSTOMER SERVICE

Mojjpic strives to provide the best customer service. To contact Mojjpic customer service, please follow the link mojjpic.co/help.